

EN. APELLES CONSULTATION GUIDE 2016-2025 (APELLES X-XI) THROUGH "ZOTERO".

Every three years since 1985, the AIPMA has published a bibliographical bulletin called Apelles with all the latest news on ancient mural painting. The different bulletins, whose contents are organised by country are available in hard copy from the treasurer, but they are also scanned on the Association's website (they can be consulted here→ <https://www.peintureantique.org/apelles-en>).

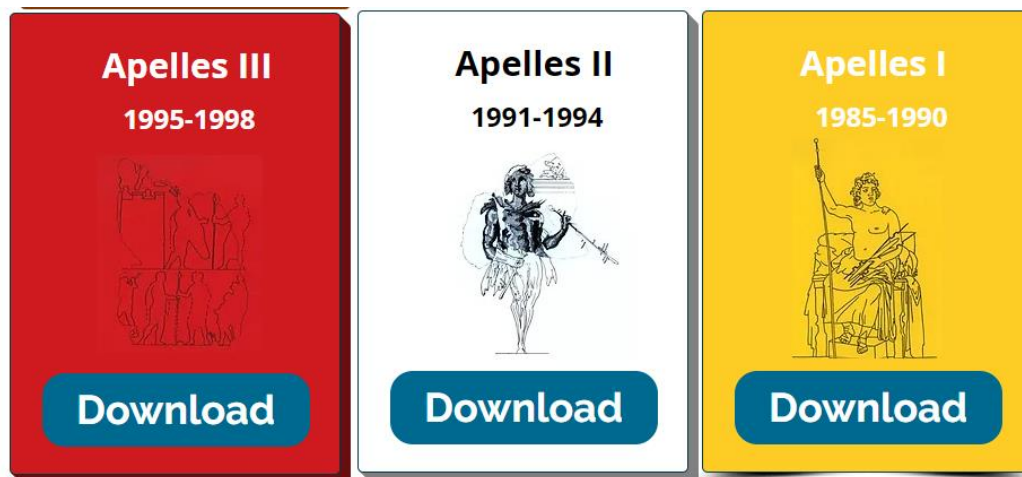



Figure 1: Scanned Apelles bulletins. Available at <https://www.peintureantique.org/apelles-es>

At the General Assembly of members of the Association in Naples in September 2019, it was decided to use the Zotero platform for the following Apelles bulletins. This is a free bibliography management software, which also allows the creation of virtual libraries in open access. The 2016-2019 and 2019-2022 bulletins have been uploaded to the Zotero Apelles library and AIPMA members will be able to consult the latest bibliographic news - from 2016 onwards, without having to register.

The steps to follow are shown below.



INSTRUCTIONS FOR CONSULTATION VIA ZOTERO

1.- On the AIPMA website select "Apelles".



Figure 2: AIPMA homepage and access to Apelles

2.- In the Apelles section, select the Zotero icon.



Figure 3: Accessing Zotero from the e Apelles section

3.- REGISTRATION IS NOT NECESSARY to consult Zotero. Bibliographic news can be consulted by selecting one of the countries indicated on the left or by searching in the search bar (at the top right) by author, title or date.

The screenshot shows the Zotero website interface. On the left, under 'Group Libraries', there is a list of countries: Afghanistan, Albanie, Algérie, Allemagne, Arabie Saoudite, Archéométrie et technique, Autriche, Belgique, Bulgarie, Chypre, Croatie, Egypte. A red box labeled 'a.' is drawn around this list. At the top right, there is a search bar with the placeholder text 'Title, Creator, Year'. A red arrow labeled 'b.' points to this search bar. The main content area displays a list of bibliographic items with columns for Title, Creator, and Date. The first item is '«i>Vrbs in rure</i>, la pintura mural romana...'. The right side of the interface shows '136 items in this view' and a button 'Upgrade Storage'.

Figure 4: How to search the Zotero library a) by country b) by year, title or author search

4.- When a title is selected, all its data will be displayed on the right-hand side.

The screenshot shows the Zotero website interface with a selected item. The item 'Aproximación a la pintura mural en Caesarob...' is highlighted in the list. The right-hand side panel displays the following details: Item Type: Journal Article; Title: Aproximación a la pintura mural en Caesarobriga (Talavera de la Reina, Toledo): la domus de la calle Lechuga, 1; Author: De la Llave Muñoz, Sergio; Author: Pacheco Jiménez, César; Author: Romero López, Lourdes; Publication: EMBLECAT Estudios de la Imatge, Art i Societat; Issue: 10; Pages: 15-36; Date: 2021; ISSN: 2014-5667-Digital 2014-5675; URL: https://publicacions.emblecat.com...; Date Added: 9/9/2022, 15:19:48; Date Modified: 9/9/2022, 15:19:48; Added By: Mathilde Carrière. A red box is drawn around the right-hand side panel.

Figure 5: Data of the selected title on the right hand side

5.- The Zotero library allows you to create a bibliography from the selected titles. To do this, after selecting the desired titles, press the button at the top left.

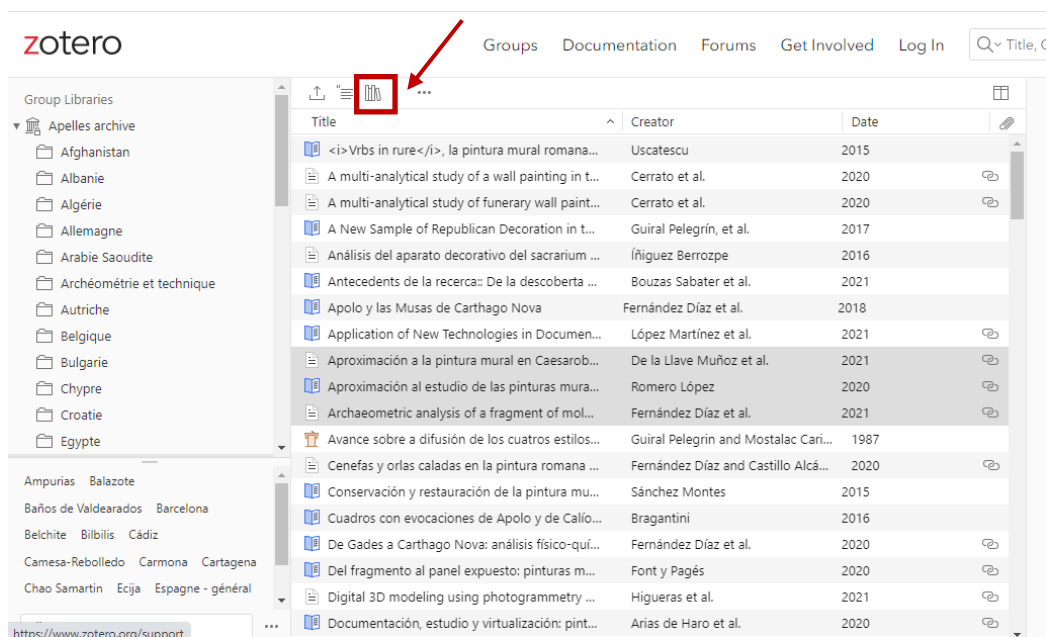


Figure 6: Creation of bibliographic references from the selected titles

6.- In the drop-down bar "Citation Style" you can select the desired bibliographic style.

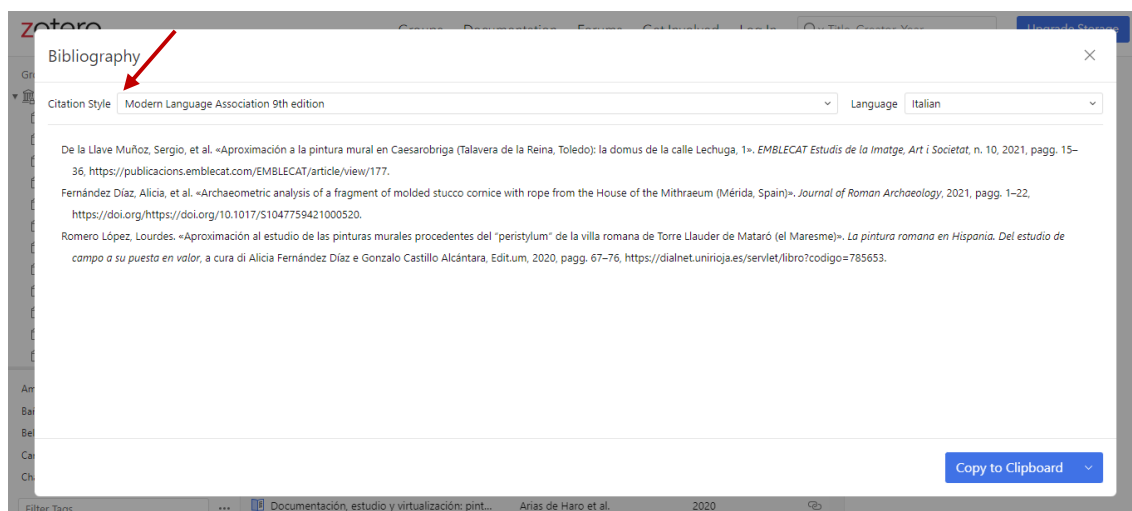


Figure 7: Citation style selection for bibliography creation

IMPORTANT

If any of the partners detects an error or would like to include a title (always for publications between 2022 and 2025), please write to apelles.aihma@gmail.com.
The deadline to include the missing titles is **20 December 2025**.